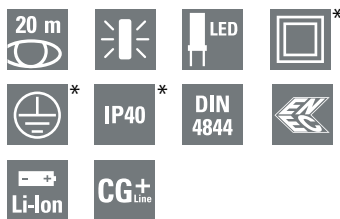
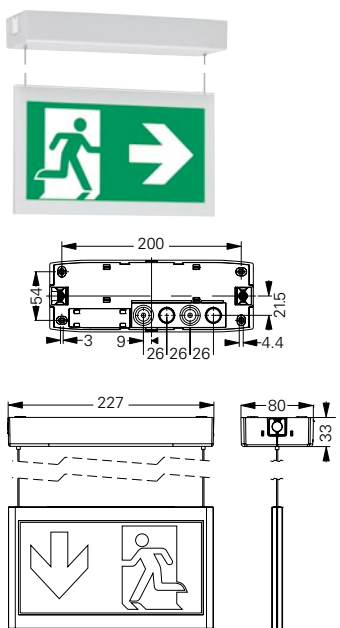


# GuideLed 10825, 10826 CGLine+

Exit sign luminaire, ceiling mounting with cable



10825 CGLine+ with LED  
pictogram PL/PR



## GuideLed 10825, 10826 CGLine+

- LED self contained luminaire with automatic test for reduced inspection effort
- Universal use for maintained and non-maintained operation and for 1 h, 3 h or 8 h operation
- For autonomous installation or connection to the CGLine+ monitoring system
- Environmentally-friendly due to modern lithium ion technology
- Low operating costs via low connected load
- Minimum maintenance effort and increased safety via use of LEDs with high service life (50,000 hours)
- Optimal recognition via high luminance of white contrast colour > 500 cd/m<sup>2</sup> according to DIN 4844-1 / ISO 3864-1 (for bright surroundings), and high uniformity  $L_{min}/L_{max} > 0.8$
- Dimmable in three steps for use in dark ambient conditions
- Simple fault analysis and status display via bicolor LED and testing button
- 1 minute switch-back delay after mains return
- Blocking function prevents unintended discharge during idle operating times (only with CGLine+ WEB-Controller)

Viewing distance	20 m	
Luminous flux $\Phi_E/\Phi_N$ at end of rated operating time	one sided	100 % at 1 h; 80 % at 3 h; 25 % at 8 h
	double sided	100 % at 1 h; 50 % at 3 h; 15 % at 8 h
Housing material	Polycarbonate, PMMA, sheet steel (10826)	
Housing colour	Light grey RAL 7035	
Weight	0.71 kg (10825 CGLine+) 1.24 kg (10826 CGLine+)	
Type of mounting	10825	Cable suspension (drop height max. 1.5 m); insulation class II (protective earth required)
	10826	Cable suspension (drop height max. 1.5 m); insulation class I
Terminals	Through-wiring from mains (L, L', N, PE) to 2.5 mm <sup>2</sup> CGLine+ bus through-wiring to 1.5 mm <sup>2</sup>	
Connection voltage	220 - 240 V AC, 50/60 Hz	
Power consumption mains operation (apparent power / effective power)	one sided	4.8 VA / 4.1 W
	double sided	5.6 VA / 5.1 W
Permissible ambient temperature	Maintained mode -5 °C to +30 °C Non-maintained mode 0 °C to +35 °C	
Battery	Lithium ion 3.7 V/2000 mAh with multiple protective circuit	
Light source	LED strip	

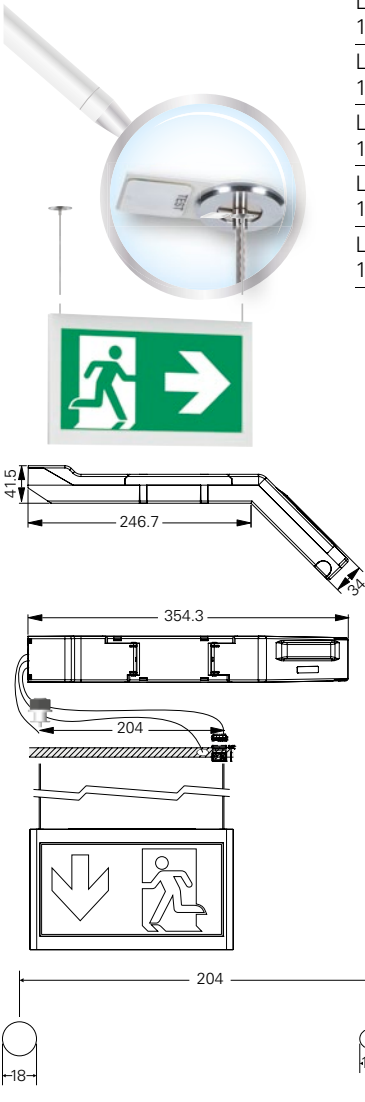
## Ordering details – mounting set

Scope of delivery	Order No.
Cable installation set 10825 1-8h/D CGLine+ with LED supply integrated in canopy and CGLine+ technology, 20 m	40071353268
Cable installation set 10826/11826 1-8h/D CGLine+ with ceiling cable holders, LED supply and CGLine+ technology for mounting in cavity ceiling, 20 m and 30 m	40071353263

\* 10825: Protection class 2  
10826: Protection class 1

Degree of protection of the luminaire  
10826: IP40  
Degree of protection of the housing: IP20

10826 CGLine+ with LED pictogram PL/PR



Hole pattern ceiling 10826 CGLine+

## Ordering details – LED pictograms (fastening set required)

Scope of delivery	Order No.
LED pictogram PL/PR, for GuideLed 10x25/10x26 (cable installation), ISO 7010, 20 m	40071354510
LED pictogram PU/PU, for GuideLed 10x25/10x26 (cable installation), ISO 7010, 20 m	40071354511
LED pictogram PL/BL, for GuideLed 10x25/10x26 (cable installation), ISO 7010, 20 m	40071354512
LED pictogram PR/BL, for GuideLed 10x25/10x26 (cable installation), ISO 7010, 20 m	40071354513
LED pictogram PU/BL, for GuideLed 10x25/10x26 (cable installation), ISO 7010, 20 m	40071354514