

GuideLed 10011, 10012, 10013 CG-S

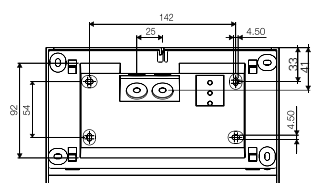
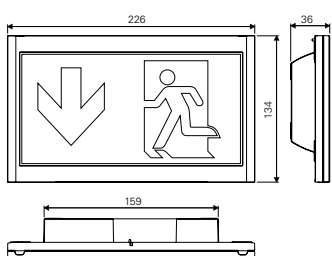
Wall mounting



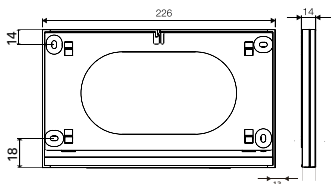
GuideLed 10011, 10012, 10013 CG-S

- Escape sign luminaire in LED technology for wall mounting
- Slender design with mounting heights of 14 mm or 36 mm only
- Very good perceptibility on account of high luminance of the white contrasting colour > 500 cd/m² in keeping with standard ISO 3864-1 and high uniformity $L_{\text{min}}/L_{\text{max}} > 0.8$
- Increased safety by use of 3-chip LEDs
- Reduced battery costs on account of especially low power consumption
- Low operating costs on account of low effective power of 1.9 W only
- Minimum service requirement due to high service life of the LEDs (50,000 hours)
- Installation of the LED pictogram without tools on the mounting set

GuideLed 10011 CG-S



10011 CG-S



10012/10013 CG-S




Please observe a distance of 10 mm above for mounting!

Viewing distance	20 m
Luminous Φ_e/Φ_N at the end of rated operating time	100 %
Housing material	PC, PMMA
Housing colour	Light grey RAL 7035
Weight	0.47 kg (10011 LED CG-S) 0.41 kg (10012, 10013 LED CG-S)
Type of mounting	Wall mounting
Connection terminal	Clamp terminal 2.5 mm ² reverse-polarity protected
Connection voltage	220 - 240 V AC, 50/60 Hz 176 V - 275 V DC
Current consumption - battery operation (220 V)	8 mA
Power consumption mains operation (apparent power / effective power)	4.0 VA / 1.9 W
Permissible ambient temperature	-20 °C to +40 °C
Light source	LED batten with 3-chip LEDs

Ordering details - fastening set

Scope of supply	Order No.
Wall mounting set for GuideLed 10011 CG-S and 11011 CG-S, surface-mounted installation incl. LED supply and CG-S technology (20 addresses)	40071353641
Wall mounting set for GuideLed 10012 CG-S and 11012 CG-S, flush-mounted installation of the V-CG-SLS28* (angular) and CG-S technology (20 addresses)	40071353642
Wall mounting set for GuideLed 10013 CG-S and 11013 CG-S, flush-mounted installation of the V-CG-SLR28* (round) and CG-S technology (20 addresses)	40071353644

Ordering details - LED pictograms (fastening set required)

Scope of supply	Order No.
LED pictogram PL for GuideLed 10011/10012/10013 CG-S, ISO 7010, 20 m 	40071354500
LED pictogram PR for GuideLed 10011/10012/10013 CG-S, ISO 7010, 20 m 	40071354501
LED pictogram PU for GuideLed 10011/10012/10013 CG-S, ISO 7010, 20 m 	40071354502

Ordering details - accessories

Scope of supply	Order No.
Feed-through wiring set for GuideLed 10011/11011 CG-S	40071353643

* Installation of the LED supply in a not included device, for further information about the LED supply see page 1.159 (SLS28) und 1.165 (SLR28).