

GuideLed 11021, 11022, 11023, 11024 CG-S

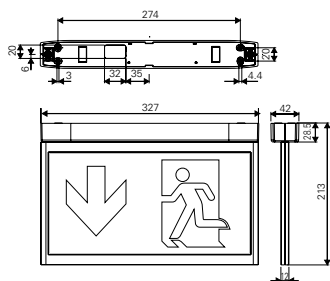
Ceiling mounting



GuideLed 11021, 11022, 11023, 11024 CG-S

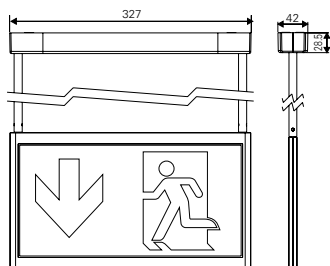
- Escape sign panel luminaire in LED technology for ceiling installation
- Slender design with pictogram width of only 12 mm
- Very good perceptibility on account of high luminance of the white contrasting colour > 500 cd/m² in keeping with standard ISO 3864-1 and high uniformity $L_{\min}/L_{\max} > 0.8$
- Increased safety by use of 3-chip LEDs
- Reduced battery costs on account of especially low power consumption
- Low operating costs on account of low effective power of 4.1 W only (2.6 W one-sided, radiating)
- Minimum service requirement due to high service life of the LEDs (50,000 hours)

GuideLed 11021 CG-S



Viewing distance	30 m
Luminous flux Φ_E/Φ_N at the end of rated operating time	100 %
Housing material	PC, PMMA
Housing colour	Light grey RAL 7035
Weight	0.79 kg (11021 LED CG-S) 0.94 kg (11022 LED CG-S) 0.99 kg (11023 LED CG-S) 1.22 kg (11024 LED CG-S)
Type of mounting	Ceiling, suspended, recessed installation
Connection terminal	Clamp terminal 2.5 mm ² reverse-polarity protected
Connection voltage	220 - 240 V AC, 50/60 Hz 176 V - 275 V DC
Current consumption - battery operation (220 V)	one-sided 11 mA – two-sided 17 mA
Power consumption mains operation (apparent power / effective power)	one-sided 5.0 VA / 2.6 W two-sided 7.1 VA / 4.1 W
Permissible ambient temperature	-20 °C up +40 °C
Light source	LED batten with 3-chip LEDs

GuideLed 11022 / 11023 CG-S



Ordering details - fastening set

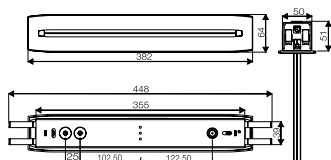
Scope of supply	Order No.
Ceiling installation set for GuideLed 11021 CG-S with canopy incl. LED supply and CG-S technology (20 addresses)	40071353620
Ceiling installation set for GuideLed 11022 CG-S with canopy and tube suspension 0.5 m, incl. LED supply and CG-S technology (20 addresses)	40071353621
Ceiling installation set for GuideLed 11023 CG-S with canopy and tube suspension 1.5 m, incl. LED supply and CG-S technology (20 addresses)	40071353622
Ceiling installation set for GuideLed 11024 CG-S incl. recessed installation housing incl. LED supply and CG-S technology (20 addresses)*	40071353623

Ordering details - accessories

Scope of supply	Order No.
Chain fastening for 11021 CG-S	40071353646
Concrete installation box for GuideLed 11024 CG-S, 30 m*	40071352893

* Ceiling mounting set for GuideLed 11024 and concrete installation box corresponding to class of protection I

GuideLed 11024 CG-S



Ordering details - LED pictograms*

Scope of supply		Order No.
LED pictogram PL/PR, for GuideLed 11021/11022/11023/11024 CG-S, ISO 7010, 30 m		40071354533
LED pictogram PU/PU, for GuideLed 11021/11022/11023/11024 CG-S, ISO 7010, 30 m		40071354534
LED pictogram PL/BL, for GuideLed 11021/11022/11023/11024 CG-S, ISO 7010, 30 m		40071354535
LED pictogram PR/BL, for GuideLed 11021/11022/11023/11024 CG-S, ISO 7010, 30 m		40071354536
LED pictogram PU/BL, for GuideLed 11021/11022/11023/11024 CG-S, ISO 7010, 30 m		40071354537
LED pictogram PL/PR-R**, for GuideLed 11021/11022/11023/11024 CG-S, ISO 7010, 30 m		40071354538
LED pictogram PL/PR-W**, for GuideLed 11021/11022/11023/11024 CG-S, ISO 7010, 30 m		40071354539

** R = Arrow from mounting wall
W = Arrow to mounting wall