

2.13

Ex-Linear emergency light fittings for fluorescent lamps

nLLK 08018/18 N / nLLK 08036/36 N
(Zone 2, 21, 22)

The lighting solution for hazardous areas in Zones 2, 21 and 22

The linear emergency luminaires series nLLK 08 ... N for fluorescent lamps combines the latest lighting technology with the requirements of a harsh and hazardous environment.

If you need a reliable and decentralized emergency lighting

The emergency luminaires with a self-contained battery system provide a decentralise solution for the mandatory emergency lighting, independent of central

systems. In large plants, in particular, these luminaires offer significant cost benefits.

The luminaire nLLK08 ... N with a NC self-contained battery and maintained and non-maintained mode emergency lights provide a reliable safety and reduced maintenance costs. The careful charging optimizes battery lifespan. The variants 1/6 the battery is easy to maintain below the reflector flap. With the variants 2/6 a separate battery enclosure is used and the battery can easily be replaced with a plug in the hazardous area. The emergency lighting duration is 1.5 or 3 h.

Long-term safety

The luminaires of this robust lighting series with plastic housings are equipped with a highly-efficient electronic ballast, which has a reliable EOL circuit. Thus, the lamps are checked for proper operation and shut down safely in the event of a malfunction at the end of the service life. With these luminaires, you are always on the safe side.

Simple and cost-effective installation

In conjunction with the generously dimensioned terminal compartment, the standard single-ended through-wiring allows a cost-effective installation. The double-sided locking facility with 10 or 20 latch points allows the protective bowl to be hinged on both sides, meaning that the fitting can be mounted on either side.

Easy-to-maintain design





The nLLK08 ... N luminaires provide a reliable safety and reduced maintenance costs. The careful charging optimizes battery lifespan. The plug-in connector allows easy disconnection of the battery, which can then be replaced whenever necessary.



Features

- Cost-effective installation due to single-ended through-wiring
- EVG with EOL monitoring
- Double-sided safety lock
- With self-contained NC battery for 1.5 h or 3 h emergency lighting operation
- Battery can be replaced in the hazardous area
- High degree of protection IP66

Ordering details

Type	Content	Rated emergency lighting duration	Terminals	Through-wiring single-ended	Through-wiring twin-ended	Cable gland/thread	Threaded plug	Blanking plug	Order No.
nLLK 08018/18 N									
	nLLK 08018/18 N (2 x 18 W)	1/6-1K	3	1 x 6	x	–	2 x M25, plastic	1	1 3469 218 001
	nLLK 08018/18 N (2 x 18 W)	1/6-1M ¹⁾	3	1 x 6	x	–	2 x M20, metal thread	1 X M20	1 3469 218 031
	nLLK 08018/18 N (2 x 18 W)	1/6-1K	1.5	1 x 6	x	–	2 x M25, plastic	1	1 3470 218 001
	nLLK 08018/18 N (2 x 18 W)	1/6-1M ¹⁾	1.5	1 x 6	x	–	2 x M20, metal thread	1 x M20	1 3470 218 031
	nLLK 08018/18 N (2 x 18 W)	2/6-2K	3	2 x 6	–	x	2 x M25, plastic	2 x M25	1 3469 218 011
	nLLK 08018/18 N (2 x 18 W)	2/6-2M ¹⁾	3	2 x 6	–	x	4 x M20, metal thread	2 x M20	1 3469 218 131
	nLLK 08018/18 N (2 x 18 W)	2/6-2K	1.5	2 x 6	–	x	2 x M25, plastic	2 x M25	1 3470 218 011
	nLLK 08018/18 N (2 x 18 W)	2/6-2M ¹⁾	1.5	2 x 6	–	x	4 x M20, metal thread	2 x M20	1 3470 218 131
nLLK 08036/36 N									
	nLLK 08036/36 N (2 x 36 W)	1/6-1K	1.5	1 x 6	x	–	2 x M25, plastic	1	1 3470 236 001
	nLLK 08036/36 N (2 x 36 W)	1/6-1M ¹⁾	1.5	1 x 6	x	–	2 x M20, metal thread	1 X M20	1 3470 236 031
	nLLK 08036/36 N (2 x 36 W)	1/6-1K	3	1 x 6	x	–	2 x M25, plastic	1	1 3469 236 001
	nLLK 08036/36 N (2 x 36 W)	1/6-1M ¹⁾	3	1 x 6	x	–	2 x M20, metal thread	1 X M20	1 3469 236 031
	nLLK 08036/36 N (2 x 36 W)	2/6-2K	3	2 x 6	–	x	2 x M25, plastic	2 x M25	1 3469 236 011
	nLLK 08036/36 N (2 x 36 W)	2/6-2M ¹⁾	3	2 x 6	–	x	4 x M20, metal thread	2 x M20	1 3469 236 131
	nLLK 08036/36 N (2 x 36 W)	2/6-2K	1.5	2 x 6	–	x	2 x M25, plastic	2 x M25	1 3470 236 011
	nLLK 08036/36 N (2 x 36 W)	2/6-2M ¹⁾	1.5	2 x 6	–	x	4 x M20, metal thread	2 x M20	1 3470 236 131

¹⁾ with metal thread, without cable gland

Scope of delivery without lamp and fixing accessories

Metal cable glands see catalogue part 2: 2.3.12 ff

Accessories

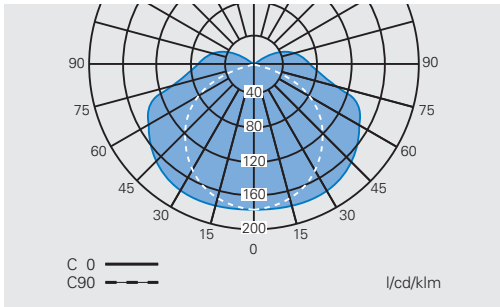
Type	Application	Order No.
Battery block 6 V, 4 Ah (internal)	for nLLK 08 N 1/6 (2 x 18 W, 1.5 h and 3 h; 2 x 36 W, 1.5 h)	2 3468 236 902
Battery block 6 V, 4 Ah (external)	for nLLK 08 N 2/6 (2 x 18 W, 1.5 h and 3 h; 2 x 36 W, 1.5 h)	2 3468 236 903
Battery block 6 V, 7 Ah (external)	for nLLK 08 N 2/6 (2 x 36 W, 3 h)	2 3468 236 904

2.13

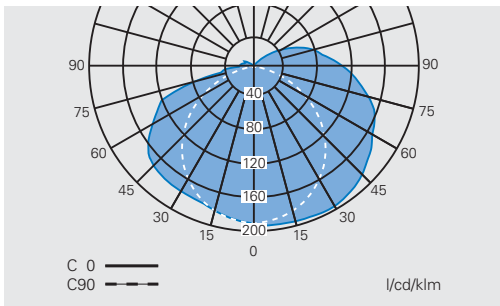
Dimension drawing / Polar curve

nLLK 08 18/18 N / nLLK 0836/36 N

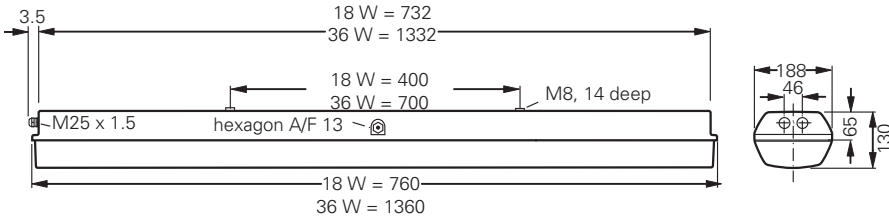
Polar curve nLLK 08018/18 N / nLLK 08036/36 N



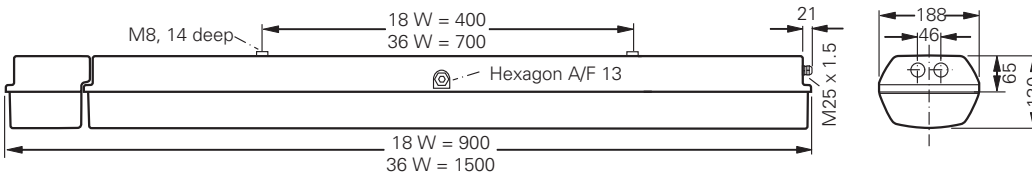
Polar curve nLLK 08018/18 N / nLLK 08036/36 N in emergency operation



nLLK 08018/18 N / nLLK 08036/36 N - 1/6



nLLK 08036/36 N 2/6 + nLLK 08018/18 N 2/6



Dimensions in mm



Technical data

	nLLK 0818/18 N	nLLK 0836/36 N
Type Examination Certificate	BVS 09 ATEX E 147	BVS 09 ATEX E 147
EC-Type Examination Certificate	BVS 09 ATEX E 162	BVS 09 ATEX E 162
Marking accd. to 94/9/EC	⊕ II 3 G Ex nA de IIC T4 Gc ⊕ II 2 D Ex tb IIIC T80 °C Db	⊕ II 3 G Ex nA de IIC T4 Gc ⊕ II 2 D Ex tb IIIC T80 °C Db
Marking accd. to IECEx	Ex nA de IIC T4 Gc Ex tb IIIC T80°C Db	Ex nA de IIC T4 Gc Ex tb IIIC T80°C Db
Permissible ambient temperature	-25 °C up to +45 °C (specified data: -5 °C up to +35 °C)	-25 °C up to +45 °C -25 °C up to +40 °C (2 x 36 W with through-wiring) (specified data -5 °C up to 35 °C)
IK-class according to EN 50102	IK 10 ± 20 J	IK 10 ± 20 J
Battery	6 V/4 Ah NC-accumulator	6 V/4 Ah or 6 V/7 Ah NC-accumulator
Rated voltage	220 V - 240 V AC	220 V - 240 V AC
Rated current	0.18 A	0.36 A
Frequency	50 - 60 Hz	50 - 60 Hz
Charging duration	≥ 24 h	≥ 24 h
Power factor cos φ	≥ 0.95	≥ 0.95
Circuit	EVG with emergency lighting supply	EVG with emergency lighting supply
Protection class	I	I
Lamp / Illuminant	2 x T26 / 18 W (T8)	2 x T26/ 36 W (T8)
Rated luminous flux	2700 lm ¹⁾	6700 lm ¹⁾
Lamp cap	G13 accd. to IEC 60061-1	G13 accd. to IEC 60061-1
Light output ratio	78%	78%
Luminous flux in emergency operation (1.5 h, one lamp)	880 lm ¹⁾ (65 %)	1200 lm ¹⁾ (36 %)
Luminous flux in emergency operation (3 h, one lamp)	415 lm ¹⁾ (30 %)	1040 lm ¹⁾ (31 %)
Rated emergency lighting duration	1.5 h / 3 h	1.5 h / 3 h
Dimensions (L x W x H)	900 x 188 x 130 mm	1500 x 188 x 130 mm
Connecting terminals	L, L1, L2, L3, N, PE screw-type terminals max 6 mm ² single wire	L, L1, L2, L3, N, PE screw-type terminals max 6 mm ² single wire
Enclosure colour	RAL 7035 light grey	RAL 7035 light grey
Enclosure material	glass-fibre reinforced polyester	glass-fibre reinforced polyester
Weight	5.4 kg	9.3 kg
Cable glands / gland plates / enclosure drilling	Ex-e cable glands M25 x 1.5 (plastic), option: M20 x 1.5 metal thread ²⁾	Ex-e cable glands M25 x 1.5 (plastic), option: M20 x 1.5 metal thread ²⁾
Degree of protection accd. to EN 60529	IP66	IP66
Protective cover / protective bowl	Polycarbonate	Polycarbonate

¹⁾ depends on used lamps

²⁾ with dustcover if entry/thread is not closed