

# 2.14

## Ex-Linear light fittings for fluorescent lamps

nLLK 09 18 W - 58 W for ambient temperatures up to 60 °C  
(Zone 2 and 22)

### The lighting solution for high temperatures up to 60 °C

The linear luminaires series nLLK 09 for fluorescent lamps has been specially designed for areas with high ambient temperatures up to 60 °C. This makes it especially suitable for use in areas with high temperatures, such as in refineries, chemical plants, etc. in hot climates and in indoor areas with a high heat load. It combines the latest lighting technology with the requirements of a harsh and hazardous environment.

### Long-term safety

The luminaires of this robust lighting series with plastic housings are equipped with a highly-efficient electronic ballast, which has a reliable EOL circuit. Thus, the lamps are checked for proper operation and shut down safely in the event of a malfunction at the end of the service life. With these luminaires, you are always on the safe side.

### Simple and cost-effective installation






In conjunction with the generously dimensioned terminal compartment, the standard single-ended through-wiring allows a cost-effective installation. The double-sided locking facility with 10, 20 or 24 latch points allows the protective bowl to be hinged on both sides, meaning that the fitting can be mounted on either side.



### Features

- Certified for ambient temperatures up to +60 °C
- Cost-effective installation due to single-ended through-wiring
- Standard dual channel ballast (2-lamp version) with EOL monitoring
- Double-sided safety lock
- High degree of protection IP66

## Ordering details

Type	Content	Terminals	Through-wiring single-ended	Through-wiring twin-ended	Cable gland/ thread	Threaded plug	Blanking plug	Order No.
<b>nLLK 09018/18</b>								
	nLLK 09018/18 (2 x 18 W)	1 x 6	x	–	2 x M25, plastic		1	<b>1 3473 218 001</b>
	nLLK 09018/18 (2 x 18 W)	2 x 6	–	x	2 x M25, plastic	2 x M25		<b>1 3473 218 011</b>
	nLLK 09018/18 (2 x 18 W)	2 x 6	–	x	4 x M20, metal thread	2 x M20		<b>1 3473 218 021</b>
<b>nLLK 09036</b>								
	nLLK 09036 (1 x 36 W)	1 x 6	x	–	2 x M25, plastic		1	<b>1 3473 136 001</b>
	nLLK 09036 (1 x 36 W)	2 x 6	–	x	2 x M25, plastic	2 x M25		<b>1 3473 136 011</b>
	nLLK 09036 (1 x 36 W)	2 x 6	–	x	4 x M20, metal thread	2 x M20		<b>1 3473 136 021</b>
<b>nLLK 09036/36</b>								
	nLLK 09036/36 (2 x 36 W)	1 x 6	x	–	2 x M25, plastic		1	<b>1 3473 236 001</b>
	nLLK 09036/36 (2 x 36 W)	2 x 6	–	x	2 x M25, plastic	1 x M25		<b>1 3473 236 011</b>
	nLLK 09036/36 (2 x 36 W)	2 x 6	–	x	4 x M20, metal thread	2 x M20		<b>1 3473 236 021</b>
<b>nLLK 09058</b>								
	nLLK 09058 (1 x 58 W)	1 x 6	x	–	2 x M25, plastic		1	<b>1 3473 158 001</b>
	nLLK 09058 (1 x 58 W)	1 x 6	x	–	2 x M20, metal thread	1 x M20		<b>1 3473 158 020</b>
<b>nLLK 09058/58</b>								
	nLLK 09058/58 (2 x 58 W)	1 x 6	x	–	2 x M25, plastic		1	<b>1 3473 258 001</b>
	nLLK 09058/58 (2 x 58 W)	1 x 6	x	–	2 x M20, metal thread	1 x M20		<b>1 3473 258 020</b>

<sup>1)</sup> with metal thread, without cable gland

Scope of delivery without lamp and fixing accessories

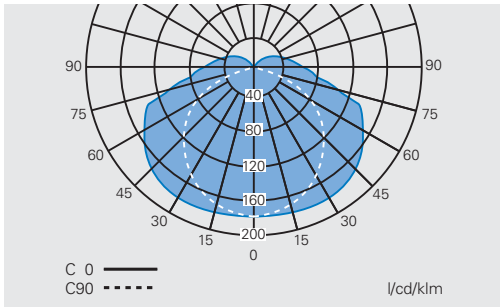
Metal cable glands see catalogue part 2: 2.3.12 ff

# 2.14

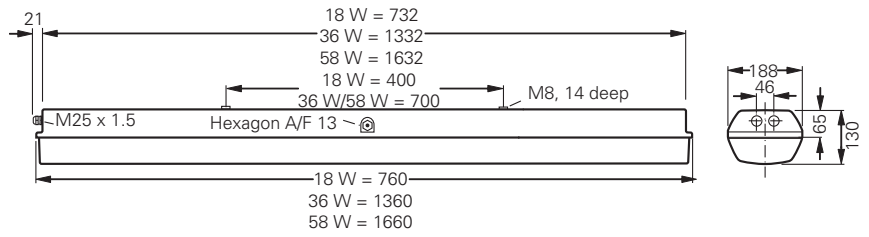
## Dimension drawing / Polar curve

nLLK 09 18 W - 58 W

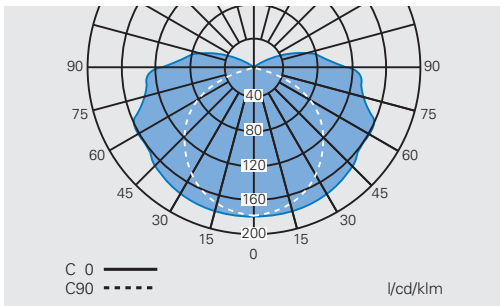
**Polar curve nLLK 09018/18 /  
nLLK 09036/36**



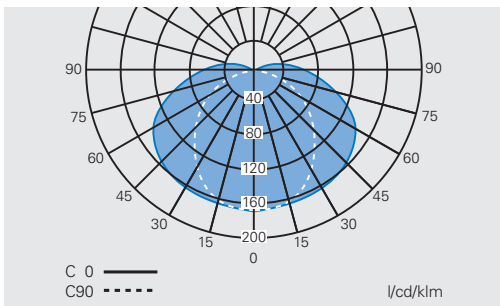
**nLLK 09...**



**Polar curve nLLK 09036 /  
nLLK 09058**



**Polar curve nLLK 09058/58**



Dimensions in mm



Technical data

	nLLK 09018/18	nLLK 09036
EC-Type Examination Certificate	BVS 10 ATEX E 038	BVS 10 ATEX E 038
Marking accd. to 94/9/EC	⊕ II 3 G Ex nA de IIC T4 ⊕ II 3 D Ex tD A22 IP66 T80 °C	⊕ II 3 G Ex nA de IIC T4 ⊕ II 3 D Ex tD A22 IP66 T80 °C
Permissible ambient temperature	-25 °C up to +60 °C	-25 °C up to +60 °C
IK-class according to EN 50102	IK 10 ± 20 J	IK 10 ± 20 J
Rated voltage	220 - 254 V AC / 195 V - 250 V DC	220 - 254 V AC / 195 V - 250 V DC
Rated current	0.18 A	0.18 A
Frequency	50 - 60 Hz	50 - 60 Hz
Power factor cos φ	≥ 0.95	≥ 0.95
Circuit	EVG	EVG
Protection class	I	I
Lamp / Illuminant	2 x T26 / 18 W (T8)	1 x T26 / 36 W (T8)
Rated luminous flux	2700 lm <sup>1)</sup>	3350 lm <sup>1)</sup>
Lamp cap	G 13 accord. to IEC 60081-1	G 13 accord. to IEC 60081-1
Light output ratio	78 %	86 %
Dimensions (L x W x H)	760 x 188 x 130 mm	1360 x 188 x 130
Connecting terminals	L, L1, L2, L3, N, PE screw-type terminals max 6 mm <sup>2</sup> single wire	L, L1, L2, L3, N, PE screw-type terminals max 6 mm <sup>2</sup> single wire
Enclosure colour	RAL 7035 light grey	RAL 7035 light grey
Enclosure material	glass-fibre reinforced polyester	glass-fibre reinforced polyester
Weight	5.2 kg	7.2 kg
Cable glands / gland plates / enclosure drilling	Ex e cable glands M 25 x 1.5 (plastic) (optional M 20 x 1.5 metal thread) <sup>2)</sup>	Ex e cable glands M 25 x 1.5 (plastic) (optional M 20 x 1.5 metal thread) <sup>2)</sup>
Degree of protection accd. to EN 60529	IP66	IP66
Protective cover / protective bowl	Polycarbonate	Polycarbonate

<sup>1)</sup> depends on used lamps

<sup>2)</sup> with dustcover if entry/thread is not closed



### Technical data

	nLLK 09036/36	nLLK 09058
EC-Type Examination Certificate	BVS 10 ATEX E 038	BVS 10 ATEX E 038
Marking accord. to 94/9/EC	Ⓢ II 3 G Ex nA de IIC T4 Ⓢ II 3 D Ex tD A22 IP66 T80 °C	Ⓢ II 3 G Ex nA de IIC T4 Ⓢ II 3 D Ex tD A22 IP66 T80 °C
Permissible ambient temperature	-25 °C up to +60 °C	-25 °C up to +60 °C
IK-class according to EN 50102	IK 10 $\Delta$ 20 J	IK 10 $\Delta$ 20 J
Rated voltage	220 - 254 V AC / 195 V - 250 V DC	220 - 254 V AC / 195 V - 250 V DC
Rated current	0.34 A	0.27 A
Frequency	50 - 60 Hz	50 - 60 Hz
Power factor cos $\phi$	$\geq 0.95$	$\geq 0.95$
Circuit	EVG	EVG
Protection class	I	I
Lamp / Illuminant	2 x T26 / 36 W (T8)	1 x T26 / 58 W (T8)
Rated luminous flux	6700 lm <sup>1)</sup>	5200 lm <sup>1)</sup>
Lamp cap	G 13 accord. to IEC 60081-1	G 13 accord. to IEC 60081-1
Light output ratio	78 %	83 %
Dimensions (L x W x H)	1360 x 188 x 130 mm	1660 x 188 x 130 mm
Connecting terminals	L, L1, L2, L3, N, PE screw-type terminals max 6 mm <sup>2</sup> single wire	L, L1, L2, L3, N, PE screw-type terminals max 6 mm <sup>2</sup> single wire
Enclosure colour	RAL 7035 light grey	RAL 7035 light grey
Enclosure material	glass-fibre reinforced polyester	glass-fibre reinforced polyester
Weight	7.4 kg	8.2 kg
Cable glands / gland plates / enclosure drilling	Ex e cable glands M 25 x 1.5 (plastic) (optional M 20 x 1.5 metal thread) <sup>2)</sup>	Ex e cable glands M 25 x 1.5 (plastic) optional M 20 x 1.5 metal thread) <sup>2)</sup>
Degree of protection accord. to EN 60529	IP66	IP66
Protective cover / protective bowl	Polycarbonate	Polycarbonate

<sup>1)</sup> depends on used lamps

<sup>2)</sup> with dustcover if entry/thread is not closed



### Technical data

nLLK 09058/58	
EC-Type Examination Certificate	BVS 10 ATEX E 038
Marking accd. to 94/9/EC	Ⓜ II 3 G Ex nA de IIC T4 Ⓜ II 3 D Ex tD A22 IP66 T80 °C
Permissible ambient temperature	-25 °C up to +60 °C
IK-class according to EN 50102	IK 10 ± 20 J
Rated voltage	220 - 254 V AC / 195 V - 250 V DC
Rated current	0.53 A
Frequency	50 - 60 Hz
Power factor cos φ	≥ 0.95
Circuit	EVG
Protection class	I
Lamp / Illuminant	2 x T26 / 58 W (T8)
Rated luminous flux	10.400 lm <sup>1)</sup>
Lamp cap	G 13 accord. to IEC 60081-1
Light output ratio	72 %
Dimensions (L x W x H)	1660 x 188 x 130 mm
Connecting terminals	L, L1, L2, L3, N, PE screw-type terminals max 6 mm <sup>2</sup> single wire
Enclosure colour	RAL 7035 light grey
Enclosure material	glass-fibre reinforced polyester
Weight	8.4 kg
Cable glands / gland plates / enclosure drilling	Ex e cable glands M 25 x 1.5 (plastic) optional M 20 x 1.5 metal thread <sup>2)</sup>
Degree of protection accd. to EN 60529	IP66
Protective cover / protective bowl	Polycarbonate

<sup>1)</sup> depends on used lamps

<sup>2)</sup> with dustcover if entry/thread is not closed