



## Translation

# (1) Type Examination Certificate

(2) - Directive 94/9/EC -  
Equipment and protective systems intended for use  
in potentially explosive atmospheres

(3) **BVS 10 ATEX E 038**

(4) **Equipment:** Fluorescent light fixture type nLL\* 09 \*\*\*/\*\* \* \*/\*

(5) **Manufacturer:** Cooper Crouse-Hinds GmbH (CEAG)

(6) **Anschrift:** 69412 Eberbach, Germany

(7) The design and construction of this equipment and any acceptable variation thereto are specified in the appendix to this type examination certificate.

(8) The certification body of DEKRA EXAM GmbH certifies that this equipment has been found to comply with the Essential Health and Safety Requirements relating to the design of Category 3 equipment intended for use in potentially explosive atmospheres, given in Annex II to the Directive.

The examination and test results are recorded in confidential test and assessment report BVS PP 10.2078 EG.


(9) The Essential Health and Safety Requirements are assured by compliance with:

EN 60079-0:2006 General requirements  
EN 60079-1:2007 Flameproof enclosure  
EN 60079-7:2007 Increased safety  
EN 60079-15:2005 Type of protection 'n'  
EN 61241-0:2006 General requirements  
EN 61241-1:2004 Protection by enclosure

(10) If the sign "X" is placed after the certificate number, it indicates that the equipment is subject to special conditions for safe use specified in the appendix to this certificate.

(11) This Type Examination Certificate relates only to the design, examination and tests of the specified equipment in accordance to Directive 94/9/EC.  
Further requirements of the Directive apply to the manufacturing process and supply of this equipment. These are not covered by this certificate.

(12) The marking of the equipment shall include the following:

 **II 3G Ex nA de IIC T4**  
**II 3D Ex tD A22 IP66 T80°C**

**DEKRA EXAM GmbH**

Bochum, dated 25. February 2010

Signed: Dr. Franz Eickhoff

Signed: Dr. Michael Wittler

Certification body

Special services unit

(13)

Appendix to

(14)

## Type Examination Certificate

### BVS 10 ATEX E 038

(15) 15.1 Subject and type

Fluorescent light fixture type nLL\*<sup>1)</sup> 09 \*<sup>2)</sup>\*\*/\*<sup>3)</sup> \*<sup>4)</sup> \*<sup>5)</sup>/<sup>6)</sup>

- 1) K : Plastic enclosure  
M : Pole mounted light with plastic enclosure
- 2) 0 : Bi-pin lamp cap type G13
- 3) 18/18 : 2x 18W  
36 : 1x 36W  
36/36 : 2x 36W  
58 : 1x 58W  
58/58 : 2x 58W
- 4) None : Standard  
ZB : Suitable for emergency power supply (central battery)
- 5) 1 : with feed-through wiring  
2 : without feed-through wiring
- 6) x : Quantity of terminals

#### 15.2 Description

The fluorescent lighting fixture type nLL\* 09 \*\*/\* \* \*/\* is an explosion-protected electrical apparatus that accommodates single or twin fluorescent luminaires with lamp cap G13 (bi-pin).

Only separately certified EVGs, either one single, one double or two single, are used as electronic ballast.

The luminaires may be replaced inside the potentially explosive atmosphere if the fluorescent lighting fixture is equipped with a separately certified light switch which disconnects the light at all poles or if the voltage of the lighting fixture is set to zero before changing the luminaire. The variant without a light switch contains a relevant warning on the outside of the enclosure.

The lighting fixtures that are equipped with a luminaire size T12 (38mm diameter) are exclusively used with mechanical protection.

The enclosure of the fixture consists of either glass-mat reinforced polyester; the light-permitting diffuser is made of polycarbonate.

The lighting fixture type nLL\* 09 \*\*/\* ZB \*/\* is intended to be connected to a central battery system or emergency power supply. If the light operates on twin luminaires, each luminaire is supplied by a separate circuit via its own electronic ballast.

### 15.3 Parameters

#### Electrical ratings

Type	Electronic ballast type	Nominal voltage [V]	Frequency [Hz]	Feed-through wiring	
				with	without
<b>nLLK</b>					
nLLK 09 018/18	1x EVG 09 218	220 – 254 AC 195 – 250 DC	47 – 63	X	X
nLLK 09 036	1x EVG 09 136	220 – 254 AC 195 – 250 DC	47 – 63	X	X
nLLK 09 036/36	1x EVG 09 236	220 – 254 AC 195 – 250 DC	47 – 63	X	X
nLLK 09 058	1x EVG 09 158	220 – 254 AC 195 – 250 DC	47 – 63		X
nLLK 09 058/58	2x EVG 09 158	220 – 254 AC 195 – 250 DC	47 – 63		X
nLLK 09 018/18 ZB	2x EVG 09 118	220 – 254 AC 195 – 250 DC	47 – 63	X	X
nLLK 09 036/36 ZB	2x EVG 09 136	220 – 254 AC 195 – 250 DC	47 – 63	X	X
nLLK 09 058/58 ZB	2x EVG 09 158	220 – 254 AC 195 – 250 DC	47 – 63		X
<b>nLLM</b>					
nLLM 09 018/18	1x EVG 09 218	220 – 254 AC 195 – 250 DC	47 – 63	X	X
nLLM 09 036/36	1x EVG 09 236	220 – 254 AC 195 – 250 DC	47 – 63	X	X

#### Thermal ratings

Ambient temperature range

-25 °C up to +60 °C

- (16) Test report  
Nr. BVS PP 10.2078 EG, dated 25.02.2010

(17) Special conditions for safe use


None

---

We confirm the correctness of the translation from the German original.  
In the case of arbitration only the German wording shall be valid and binding.

44809 Bochum, 25. February 2010  
BVS-Kr/Kw A 20090952

DEKRA EXAM GmbH



Certification body




Special services unit



## Translation

# (1) 1. Supplement to the Examination Certificate

- (2) Equipment and protective systems intended for use in potentially explosive atmospheres - Directive 94/9/EC
- (3) No. of Examination Certificate: **BVS 10 ATEX E 038**
- (4) Equipment: **Fluorescent light fitting type nLL\* 09 0\*\*/\*\* \* 6**
- (5) Manufacturer: **Cooper Crouse-Hinds GmbH (CEAG)**
- (6) Address: **Neuer Weg Nord 49, 69412 Eberbach, Germany**
- (7) The design and construction of this equipment and any acceptable variation thereto are specified in the appendix to this supplement.
- (8) The certification body of DEKRA EXAM GmbH certifies that this equipment has been found to comply with the Essential Health and Safety Requirements relating to the design of Category 3 equipment intended for use in potentially explosive atmospheres, given in Annex II to the Directive. The examination and test results are recorded in the test and assessment report BVS PP 10.2078 EG.
- (9) The Essential Health and Safety Requirements are assured by compliance with:
- EN 60079-0:2009 General requirements**  
**EN 60079-1:2007 Flameproof enclosure 'd'**  
**EN 60079-7:2007 Increased safety 'e'**  
**EN 60079-15:2010 Type of protection 'n'**  
**EN 60079-31:2009 Protection by enclosure 't'**
- (10) If the sign "X" is placed after the certificate number, it indicates that the equipment is subject to special conditions for safe use specified in the appendix to this certificate.
- (11) This supplement to the Examination Certificate relates only to the design, examination and tests of the specified equipment in accordance to Directive 94/9/EC. Further requirements of the Directive apply to the manufacturing process and supply of this equipment. These are not covered by this certificate.
- (12) The marking of the equipment shall include the following:

 **II 3G Ex nA de IIC T4 Gc**  
**II 3D Ex tc IIIC T80°C Dc**

DEKRA EXAM GmbH  
Bochum, dated 13. September 2012

Signed: Hans Christian Simanski

Certification body

Signed: Dr. Franz Eickhoff

Special services unit



- (13) Appendix to
- (14) **1. Supplement to the Examination Certificate  
BVS 10 ATEX E 038**
- (15) 15.1 Subject and type

Fluorescent light fitting type nLL\*<sup>1)</sup> 09 0\*\*/\*\*<sup>2)</sup> \*<sup>3)</sup> 6

- 1) K : Plastic enclosure  
M : Pole mounted light with plastic enclosure
- 2) 18/18 : 2x18 W  
36 : 1x36 W  
36/36 : 2x36 W  
58 : 1x58 W  
58/58 : 2x58 W
- 3) 1 : with feed-through wiring  
2 : without feed-through wiring

### 15.2 Description

The fluorescent light fitting type nLL\* 09 0\*\*/\*\* \* 6 is an explosion-protected electrical apparatus that accommodates single or twin fluorescent luminaires with lamp cap G13 (bi-pin).

Only separately certified EVGs, either one single, one double or two single, are used as electronic ballast.

The luminaires may be replaced inside the potentially explosive atmosphere if the fluorescent light fitting is equipped with a separately certified light switch which disconnects the light at all poles or if the voltage of the fluorescent light fitting is set to zero before changing the luminaire. The variant without a light switch contains a relevant warning on the outside of the enclosure.

The fluorescent light fitting that are equipped with a luminaire size T12 (38 mm diameter) are exclusively used with mechanical protection.

The enclosure of the fluorescent light fitting consists of either glass-mat reinforced polyester; the light-permitting diffuser is made of polycarbonate.

Reason for this supplement is the update to the new standards and the remove of variant ZB for the connection to the central battery system.

### 15.3 Parameters

#### 15.3.1 Electrical parameters

Type	Electronic ballast type	Nominal voltage [V]	Frequency [Hz]	Feed-through wiring	
				with	without
<b>nLLK</b>					
nLLK 09 018/18	1x EVG 09 218	220 – 254 AC 195 – 250 DC	47 – 63	X	X
nLLK 09 036	1x EVG 09 136	220 – 254 AC 195 – 250 DC	47 – 63	X	X
nLLK 09 036/36	1x EVG 09 236	220 – 254 AC 195 – 250 DC	47 – 63	X	X
nLLK 09 058	1x EVG 09 158	220 – 254 AC 195 – 250 DC	47 – 63		X
nLLK 09 058/58	2x EVG 09 158	220 – 254 AC 195 – 250 DC	47 – 63		X
<b>nLLM</b>					
nLLM 09 018/18	1x EVG 09 218	220 – 254 AC 195 – 250 DC	47 – 63	X	X
nLLM 09 036/36	1x EVG 09 236	220 – 254 AC 195 – 250 DC	47 – 63	X	X



15.3.2 Thermal parameters

Ambient temperature range

-25 °C up to +60 °C

(16) Test and assessment report

BVS PP 10.2078 EG as of 13.09.2012

(17) Special conditions for safe use

None


---

We confirm the correctness of the translation from the German original.  
In the case of arbitration only the German wording shall be valid and binding.

DEKRA EXAM GmbH  
44809 Bochum, 13. September 2012  
BVS-Kir/Dj A 20120539



Certification body



Special services unit