

## Technical data

### Plugs and receptacles - industrial use acc. to IEC 60309-1/2 up to 690 V

Permissible ambient temperature	-20 °C to +40 °C / -45 °C to +45 °C (optional) <sup>1)</sup>
Rated voltage	690 V
Rated current	32 A
Frequency	50/60 Hz
External back-up fuse, max.	without therm. protection: 32 A
Protection class	I
Degree of protection accd. to EN 60529	IP66

### Wall socket with interlock switch

Rated making / Rated breaking capacity AC-3 accd. EN 60947-3	
for wall socket with switch	$U_n$ 500 V / $I_n$ 20 A
Cable entry	1 x M40 Ø 17 - 28 mm, 1 x M40 thread plug plastic
Connecting terminals	2 x 4 - 10 mm <sup>2</sup>
Enclosure material	glass-fibre reinforced polyester

### Wall socket without switch

Cable entry	2 x PG 21 top, 2 x PG 21 bottom
Connecting terminals	1 x 4 - 10 mm <sup>2</sup>
Enclosure material	Polyamide

### Plug

Cable entry	Ø 17 - 28 mm
Connecting terminals	1 x 1 - 6 mm <sup>2</sup>
Enclosure material	Polyamide

### Coupler

Cable entry	Ø 17 - 28 mm
Connecting terminals	2 x 4 - 10 mm <sup>2</sup>
Enclosure material	Polyamide

### Flange socket/Inlet

Connecting terminals	2 x 4 - 10 mm <sup>2</sup>
Enclosure material	Polyamide

<sup>1)</sup> extended temperature range on request

**Industrial use: 32A 4-pole and 5-pole up to 415 V**

1



Wall socket



Flange socket



Coupler




Plug

**Ordering details**

Voltage	h	Type	Weight approx.	Order No.
<b>Type 32 A 4-pole</b>				
200-250 V		Wall socket	1.0 kg	<b>GHG 522 2409 R0001</b>
		Wall socket with interlock switch	2.15 kg	<b>GHG 522 4409 R0001</b>
		Plug	0.6 kg	<b>GHG 522 7409 R0001</b>
		Coupler	1.5 kg	<b>GHG 522 3409 R0001</b>
		Flange socket	0.5 kg	<b>GHG 522 8409 R0001</b>
		Inlet	0.32 kg	<b>GHG 522 9409 R0001</b>
380-415 V		Wall socket	1.0 kg	<b>GHG 522 2406 R0001</b>
		Wall socket with interlock switch	2.15 kg	<b>GHG 522 4406 R0001</b>
		Plug	0.6 kg	<b>GHG 522 7406 R0001</b>
		Coupler	1.5 kg	<b>GHG 522 3406 R0001</b>
		Flange socket	0.5 kg	<b>GHG 522 8406 R0001</b>
		Inlet	0.32 kg	<b>GHG 522 9406 R0001</b>
480-500 V		Wall socket	1.0 kg	<b>GHG 522 2407 R0001</b>
		Wall socket with interlock switch	2.15 kg	<b>GHG 522 4407 R0001</b>
		Plug	0.6 kg	<b>GHG 522 7407 R0001</b>
		Coupler	1.5 kg	<b>GHG 522 3407 R0001</b>
		Flange socket	0.5 kg	<b>GHG 522 8407 R0001</b>
		Inlet	0.32 kg	<b>GHG 522 9407 R0001</b>
600-690 V		Wall socket	1.0 kg	<b>GHG 522 2405 R0001</b>
		Wall socket with interlock switch	2.15 kg	<b>GHG 522 4405 R0001</b>
		Plug	0.6 kg	<b>GHG 522 7405 R0001</b>
		Coupler	1.5 kg	<b>GHG 522 3405 R0001</b>
		Flange socket	0.5 kg	<b>GHG 522 8405 R0001</b>
		Inlet	0.32 kg	<b>GHG 522 9405 R0001</b>
<b>Type 32 A 5-pole</b>				
200-250 V		Wall socket	1.1 kg	<b>GHG 522 2506 R0001</b>
380-415 V		Wall socket with interlock switch	2.25 kg	<b>GHG 522 4506 R0001</b>
		Plug	0.65 kg	<b>GHG 522 7506 R0001</b>
		Coupler	1.6 kg	<b>GHG 522 3506 R0001</b>
		Flange socket	0.51 kg	<b>GHG 522 8506 R0001</b>
		Inlet	0.33 kg	<b>GHG 522 9506 R0001</b>

Other voltage ranges and versions available on request



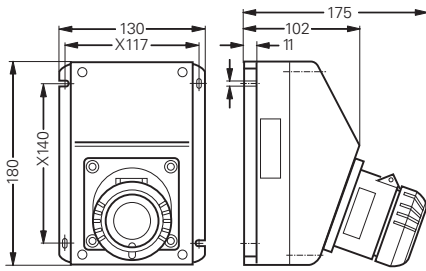
Plug

Coupler

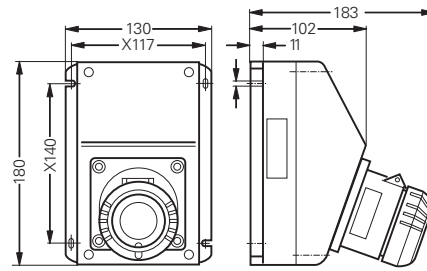
Flange socket

Wall socket

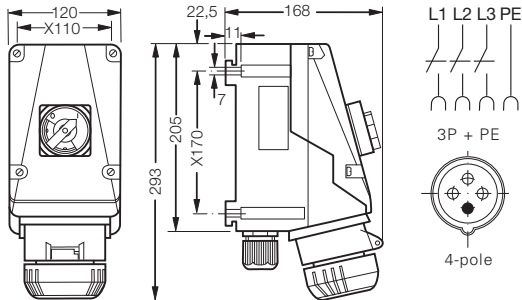
Dimension drawing



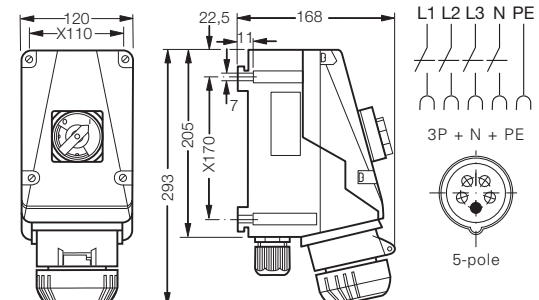
Wall socket 4-pole



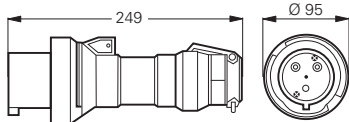
Wall socket 5-pole



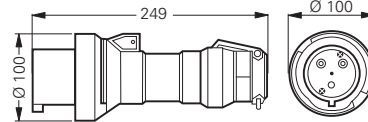
Wall socket with interlock switch 4-pole



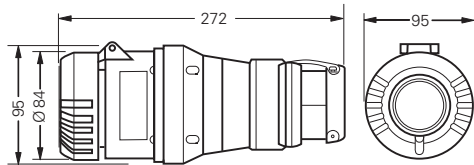
Wall socket with interlock switch 5-pole



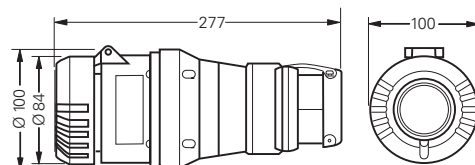
Plug 4-pole



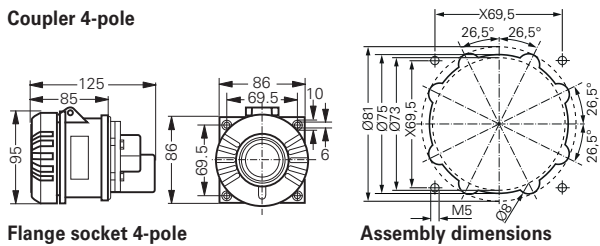
Plug 5-pole



Coupler 4-pole

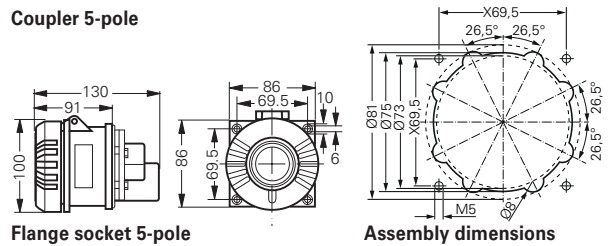


Coupler 5-pole



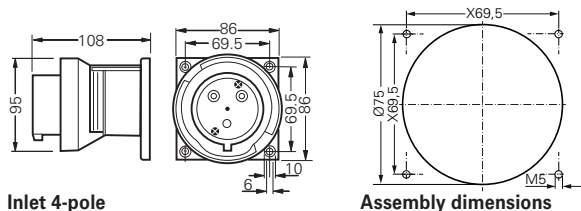
Flange socket 4-pole

Assembly dimensions



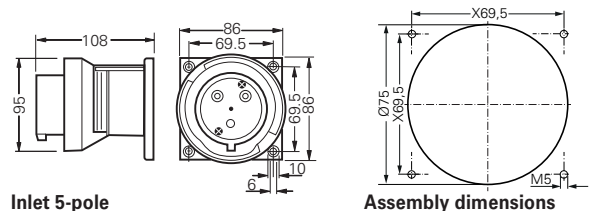
Flange socket 5-pole

Assembly dimensions



Inlet 4-pole

Assembly dimensions

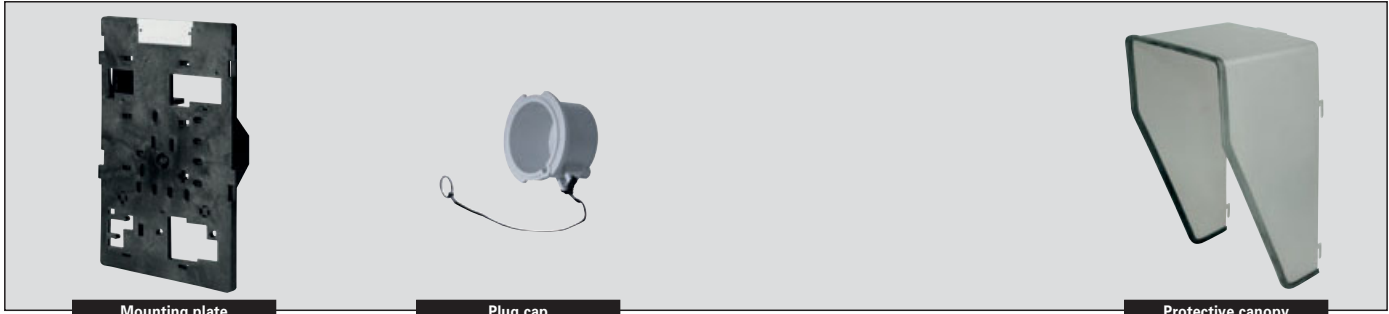


Inlet 5-pole

Assembly dimensions

X = fixing dimensions

**Industrial use: 32A 4-pole and 5-pole up to 415 V**



Mounting plate

Plug cap

Protective canopy

**Accessories**

**Mounting plates for wall sockets 32 A**

Type	Application	Fixing method	Order No.
Size 5	for wall mounting	snap on	<b>GHG 610 1953 R0128</b>
Size 5	for trellis mounting	snap on	<b>GHG 610 1953 R0128</b>
Size 5	pipe clamp	snap on	<b>GHG 610 1953 R0132</b>

**Plug cap for plugs 32 A**

Type	Order No.
Plug 32 A 3-pole/4-pole	<b>GHG 510 1901 R0004</b>
Plug 32 A 5-pole	<b>GHG 510 1901 R0005</b>

**Accessories for mounting plates**

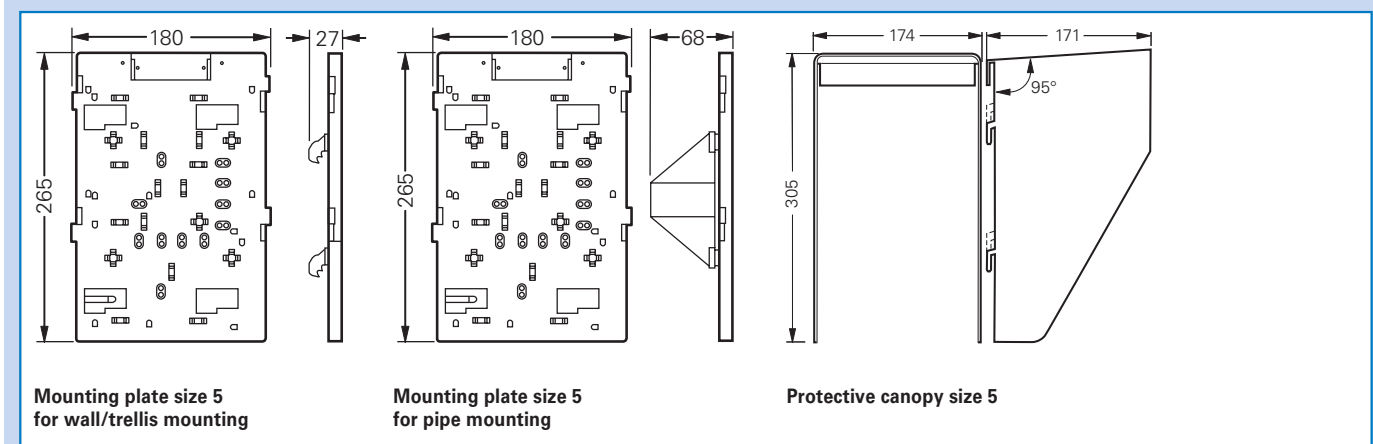
Type	OU	Order No.
Mounting set for pipes 1" (Ø 27 - 30 mm) for mounting plates with pipe fixing	10	<b>GHG 610 1953 R0020</b>

Please pay attention that only order units (OU) according to the ordering details can be delivered.

**Protective canopy for mounting plate**

Type	Application	Order No.
Size 5	for mounting plate size 5, snap on	<b>GHG 610 1955 R0108</b>

**Dimension drawing**



Mounting plate size 5 for wall/trellis mounting

Mounting plate size 5 for pipe mounting

Protective canopy size 5

Dimensions in mm